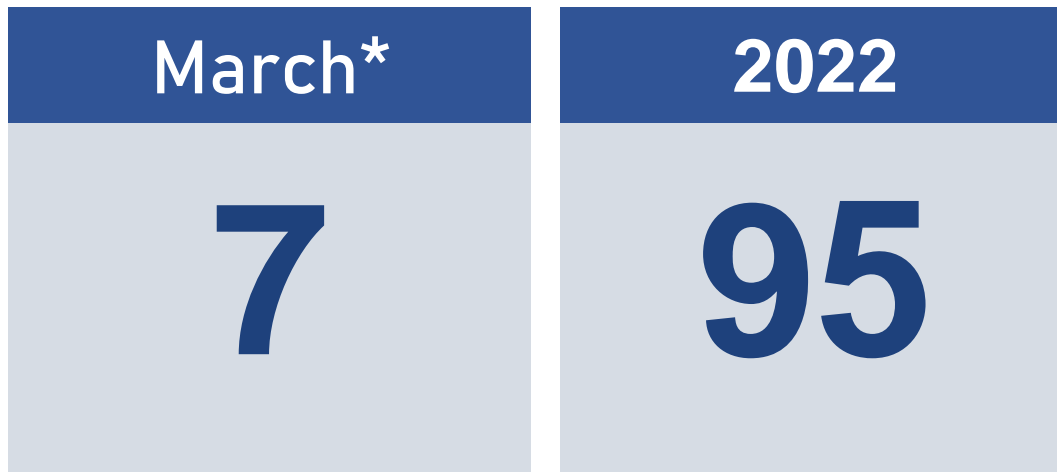


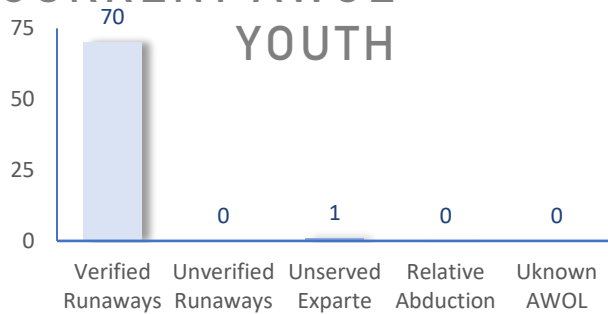
The following statistics show the status and demographics of absent Kansas foster youth and track DCF's successful recovery efforts.

## RECOVERED YOUTH

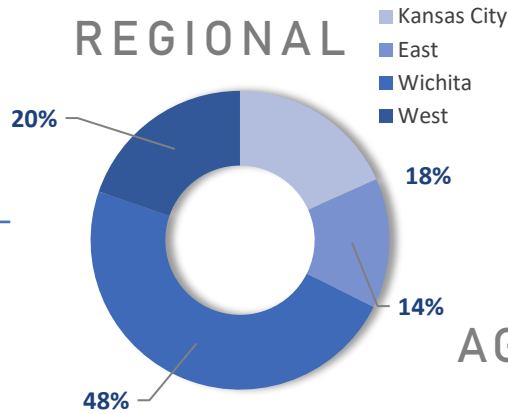


\*A youth may be recovered more than once per month.

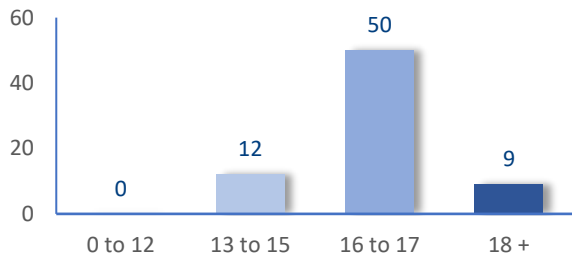
## CURRENT AWOL YOUTH



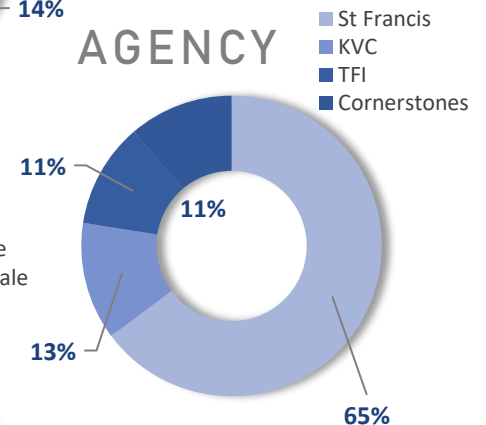
## REGIONAL



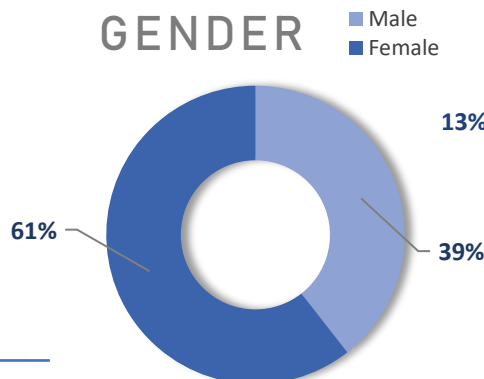
## AGE



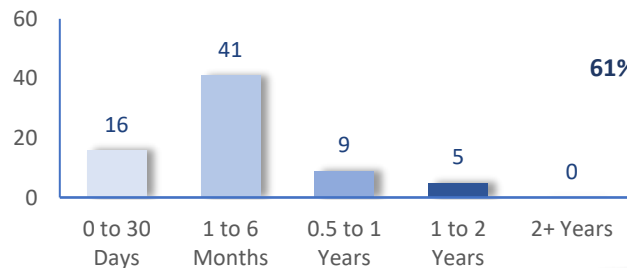
## AGENCY



## GENDER



## TIME



## DAILY AWOL YOUTH

# 2022

December		January		February		March	
DATE	# AWOL	DATE	# AWOL	DATE	# AWOL	DATE	# AWOL
1	72	3	77	1	77	1	75
2	74	4	77	2	76	2	75
3	73	5	76	3	75	3	74
6	74	6	76	4	74	4	72
7	74	7	71	7	73	7	71
8	73	10	71	8	74	8	
9	73	11	72	9	73	9	
10	73	12	72	10	74	10	
13	73	13	72	11	72	11	
14	72	14	76	14	73	14	
15	68	18	75	15	73	15	
16	70	19	78	16	73	16	
17	72	20	78	17	71	17	
20	67	21	75	18	73	18	
21	67	24	76	21	74	21	
22	65	25	78	22	73	22	
23	65	26	78	23	74	23	
27	70	27	82	24	71	24	
28	74	28	78	25	72	25	
29	75	31	74	28	70	28	
30	74						